



## Kernel for ZIP

“Excellent Data Recovery Utility to Recover Files from  
Corrupt Zip Archives”

## PRODUCT GUIDE

# Table of Contents

---

1.	Introduction to Kernel for ZIP .....	4
1.1	Using this Manual .....	4
1.2	About Kernel for ZIP .....	5
1.3	Salient Features .....	5
1.4	Who Should Use this Software? .....	5
2.	Getting Started .....	6
2.1	Installation Pre-requisites.....	6
2.2	Downloading Kernel for ZIP for the First Time .....	7
2.3	Install Kernel for ZIP .....	7
2.4	Start Kernel for ZIP.....	7
2.5	Uninstall Kernel for ZIP .....	7
3.	Software Interface .....	9
3.1	Menu-bar.....	9
3.2	Tool-bar.....	10
3.3	Status Bar .....	11
3.4	Buttons Used.....	11
4.	Repairing ZIP Files .....	13
5.	Full Version .....	16
5.1	Requirement of Full Version.....	16
5.2	Purchasing Full Version.....	16
6.	Support.....	17
7.	Troubleshooting .....	18
7.1	Common Issues .....	18
7.2	Frequently Asked Questions .....	18
8.	Legal Notices .....	19
8.1	Copyright .....	19
8.2	Trademark .....	19
8.3	Disclaimer .....	19
8.4	License Agreement .....	19

# Table of Figures

---

Figure 3.1: File Menu ..... 9

Figure 3.2: Tools Menu..... 9

Figure 3.3: Help Menu ..... 10

Figure 3.4: Status Bar ..... 11

Figure 4.1: Main Window ..... 13

Figure 4.2: Selected ZIP file ..... 14

Figure 4.3: Recovered ZIP file data ..... 15

# 1. Introduction to Kernel for ZIP

---

Welcome to the user manual for Kernel for ZIP, the most effective and convenient zip file repair tool available that repairs and fixes corrupted ZIP files. This user manual comprises step by step guidelines on using Kernel for ZIP.

## 1.1 Using this Manual

---

This user manual is intended to guide users on using Kernel for ZIP. We suggest that first time users should read this user manual completely and carefully before proceeding to use the software. However, if you are an experienced user, you can use the table of contents to find out information pertaining to the tasks that you need to perform by using Kernel for ZIP.

You can use the table of contents to navigate through different sections of this user manual. The table of contents lists all the sections that are contained in this user manual in chronological order. The user manual comprises the following sections:

- Introduction
- Getting Started
- Software Interface
- Repairing ZIP Files
- Full Version
- Support
- Troubleshooting
- Legal Notices

Certain abbreviations have been used throughout this manual. For clear understanding of the contents of this user manual, please go through the list of abbreviations, mentioned below, before reading the manual.

### 1.1.1 List of Abbreviations

CRC: Cyclic Redundancy Check

MS: Microsoft

RAM: Random Access Memory

MB: Mega-Byte

GB: Giga-Byte

## 1.2 About Kernel for ZIP

---

Kernel for ZIP is a file recovery tool that recovers files from corrupted ZIP archives which gets corrupt due to incomplete download, virus attacks or CRC errors.

You might be familiar with the following error messages if you have encountered ZIP file corruption before:

- File is corrupted, WinZip cannot open it
- Cannot open file: it does not appear to be a valid archive
- General Input/output error

Kernel for ZIP uses quick algorithm for searching and repairing corrupted ZIP files and hence is fast, simple and easy to use ZIP file repair software, which helps you to recover and repair your corrupt zip archive files in minutes.

## 1.3 Salient Features

---

Salient features of Kernel for ZIP include:

- Efficient embedded repair algorithms to quickly repair corrupt ZIP archives
- Repair broken .zip files, giving CRC errors
- Recovers password protected ZIP files of version "Zip2.0 Compatible encryption (Portable)"
- Support for all versions of ZIP files
- User friendly graphical user interface
- Free demo to experience features and functions of the tool before purchasing it

## 1.4 Who Should Use this Software?

---

The capability of Kernel for ZIP to repair corrupt .zip files makes it appropriate for use by professionals, home users, organizations, who have encountered ZIP file corruptions. This corruption could have been caused due to virus attacks, CRC errors, broken download etc.

## 2. Getting Started

---

Now that you have understood the features and potential of Kernel for ZIP, you are ready to get a hand on experience of the software. To start repairing .zip files, you will first need to download and install this software.

It is strongly recommended that before installing Kernel for ZIP, you should go through the installation pre-requisites for the software to ensure that your computer is appropriately configured to run the software.

### 2.1 Installation Pre-requisites


---

The various pre-requisites for installing and running Kernel for ZIP can be broadly classified into two major categories – Hardware requirements and Software requirements.

#### 2.1.1 Hardware Requirements:

The hardware requirements for installing the software are as follows:

- Pentium Class Processor
- Minimum 64MB RAM (128 MB recommended)
- 10MB for Software installation
- Disk Space - Enough space to store the repaired files

 You should have at-least 40 MB of free disk space if you want to repair and save a 40 MB .zip file.

#### 2.1.2 Software Requirements:

The software requirements for installing the software can further be grouped into two categories – Operating system requirements and ZIP file version requirements. The requirements are as follows:

##### 2.1.2.1 Operating System Requirements

Supported Operating Systems:

- Windows Vista
- Windows XP
- Windows 2003
- Windows 2000
- Windows Me

- Windows 98

### 2.1.2.2 ZIP file Version Requirements

Supported ZIP file versions:

- All versions of ZIP files compressed with ZIP compression utility


## 2.2 Downloading Kernel for ZIP for the First Time

---

After checking your computer with the prescribed system requirements for Kernel for ZIP, you can download and install the software on your computer. You can buy the full version of the software from any one of our authorized resellers– Element5, Asknet and 2CO.

If you want to try using Kernel for ZIP before buying it, you can download the evaluation version from the following link:

<https://www.nucleustechnologies.com/Download-ZIP-File-Repair-Software.php>

 You can repair .zip files saved on your system by using the evaluation version of Kernel for ZIP, however, the repaired file will not be saved until you purchase the full version of the software.

## 2.3 Install Kernel for ZIP

---

After downloading the installer file for Kernel for ZIP, you can install the software by running the file. To install Kernel for ZIP:

1. Double-click the Kernel for ZIP installer. Follow the on-screen instructions. The **Setup Installation Complete** screen will be displayed.
2. Click **Finish** to launch the software.

## 2.4 Start Kernel for ZIP

---

To start Kernel for ZIP:

Click the **Start → All Programs → Kernel for ZIP**

Alternatively, you can launch Kernel for ZIP by double-clicking the shortcut icon available on the Desktop and Quick Launch icon.

## 2.5 Uninstall Kernel for ZIP


---

You may need to uninstall and re-install Kernel for ZIP. To uninstall Kernel for ZIP:

1. Click the **Start → All Programs → Kernel for ZIP → Uninstall Kernel for ZIP**

A warning message will be displayed.

2. Click '**Yes**' to uninstall Kernel for ZIP.

 Before proceeding to uninstall Kernel for ZIP, you must ensure that the software is not running.

You can alternatively uninstall Kernel for ZIP from the **Control Panel** by performing the following steps:

1. Click the **Start Menu → Control Panel** and then double click the **Add or Remove Programs** icon.
2. Select **Kernel for ZIP** and click **Remove**. A warning message will be displayed.
3. Click **Yes** to uninstall Kernel for ZIP.



# 3. Software Interface

---

Now that Kernel for ZIP has been installed on your computer, you can start using the software after getting acquainted with the software interface.

## 3.1 Menu-bar

---

The menu-bar of Kernel for ZIP comprises three main menus – File, Tools, and Help.

### 3.1.1 File Menu

The **File** menu comprises three menu items.

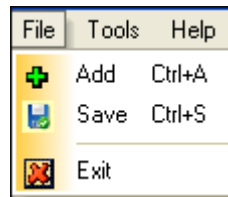


Figure 3.1: File Menu

Menu items in the **File** menu:

Field Name	Field Description
Add	Select to add corrupt .zip file(s)
Save	Select to save the repaired .zip File(s)
Exit	Select to close the software

### 3.1.2 Tools Menu

The **Tools** menu comprises two menu items.

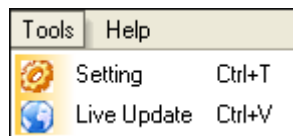


Figure 3.2: Tools Menu

Menu items in the **Tools** menu:

Field Name	Field Description
Setting	Select to configure file name prefix
Live Update	Select to update current software with the latest version available on the internet

### 3.1.3 Help Menu

The **Help** menu comprises three menu items.

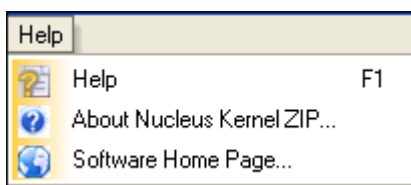



Figure 3.3: Help Menu

Menu items in the Help menu:

Field Name	Field Description
Help	Select to get user guide of Kernel for ZIP
About KernelApps ZIP	Select to view version-related and support information of Kernel for ZIP
Software Home Page	Select to visit the homepage of the software

## 3.2 Tool-bar

The tool-bar in Kernel for ZIP is displayed below the menu-bar. The tool-bar provides a convenient and user-friendly method to perform certain actions that can also be performed by using the menu-bar. Read the information in the table below to find out about the tool-bar buttons:

Button	Button Name	Button Description
	Add Files	Click to add corrupt .zip file



Repair Files

Click to repair corrupt .zip file



Save Files

Click to save the repaired file



Settings

Click to change the prefix of the repaired file name



Live Update

Click to update current software with the latest version available



Buy Online

Click to buy the software online

### 3.3 Status Bar

---

Status bar is displayed at the bottom of the software window. The text 'Ready' is displayed on the status bar if Kernel for ZIP is ready to be used. Status bar also displays the text 'CAP', 'NUM', 'SCRL' which respectively correspond to the Caps Lock, Num Lock, and Scroll Lock keys on your keyboard. If any of these keys are pressed, the color of the corresponding text will turn blue/black.


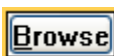





Figure 3.4: Status Bar

### 3.4 Buttons Used

---

Apart from the standard options available in the menu-bar and the tool-bar, following are the main buttons that are displayed on the main window.

	Click to browse and select the .zip file that needs to be repaired
---	--

	Click to start the repairing process
	Click to go back to the main window of software
	Click to stop the searching process

## 4. Repairing ZIP Files

Now that you have complete familiarity of the user interface of Kernel for ZIP, you are ready to repair .zip files. To repair .zip files:

1. Launch Kernel for ZIP.

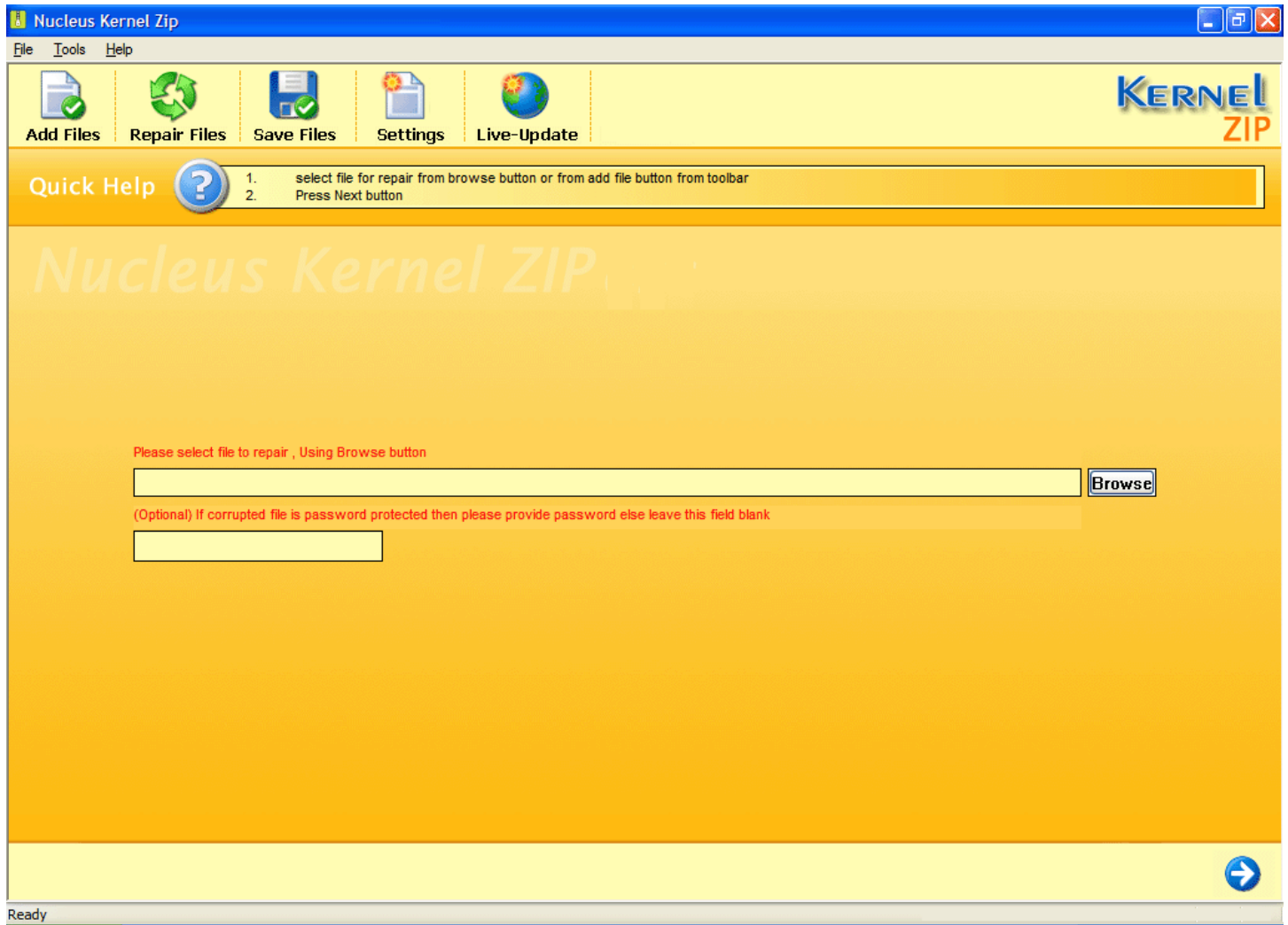




Figure 4.1: Main Window

2. Click the **Add Files** button from toolbar or **Browse**  to browse and list corrupt ZIP file.
3. If the corrupt ZIP file is password protected, provide the password.

 The software only repairs the password protected zip file version of "Zip2.0 Compatible encryption (Portable)"

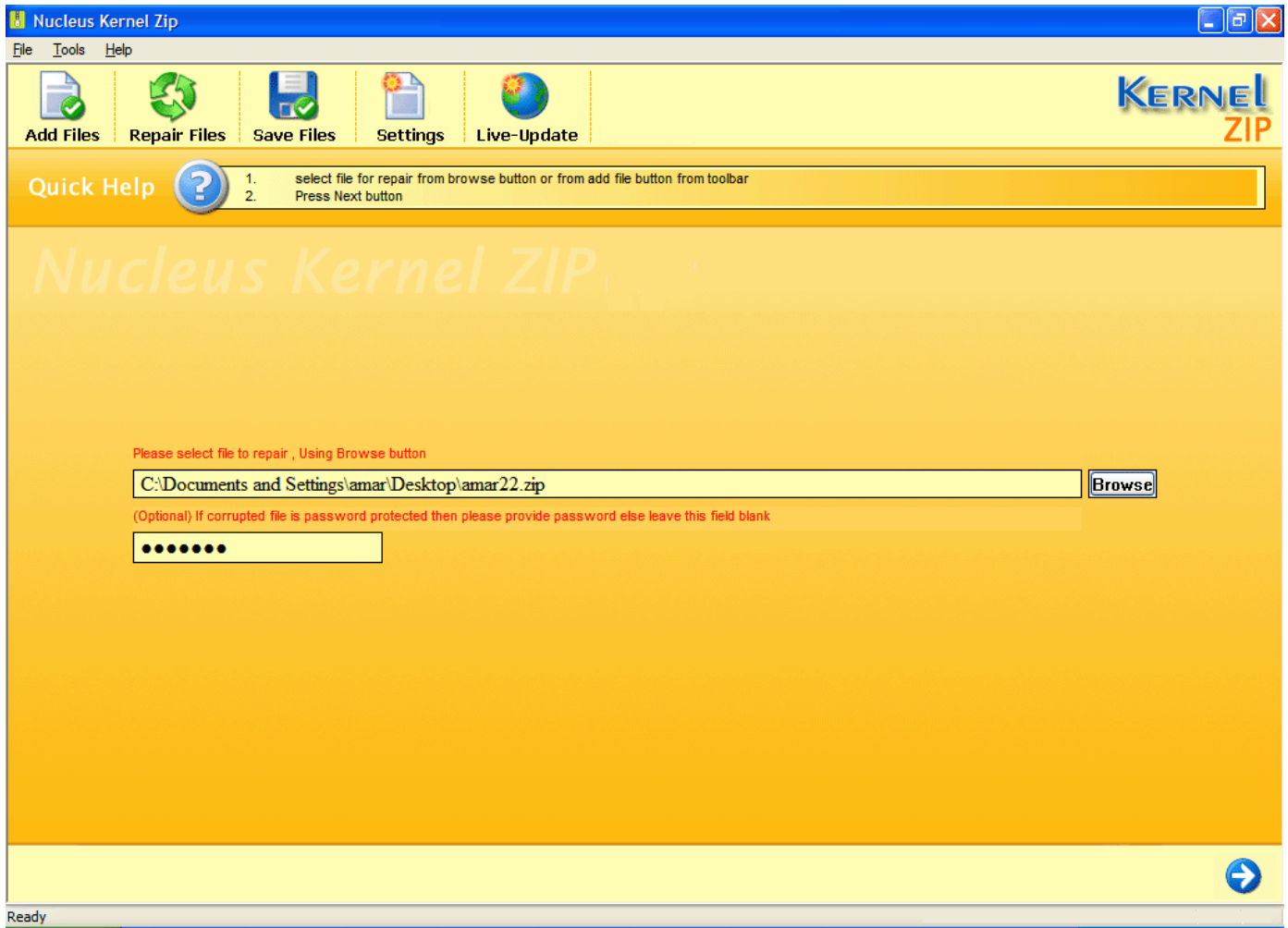



Figure 4.2: Selected ZIP file

4. Select the **Repair Files** button from toolbar or click **Next**  to start the repairing process. Now the software starts the repairing process and shows the recovered data.

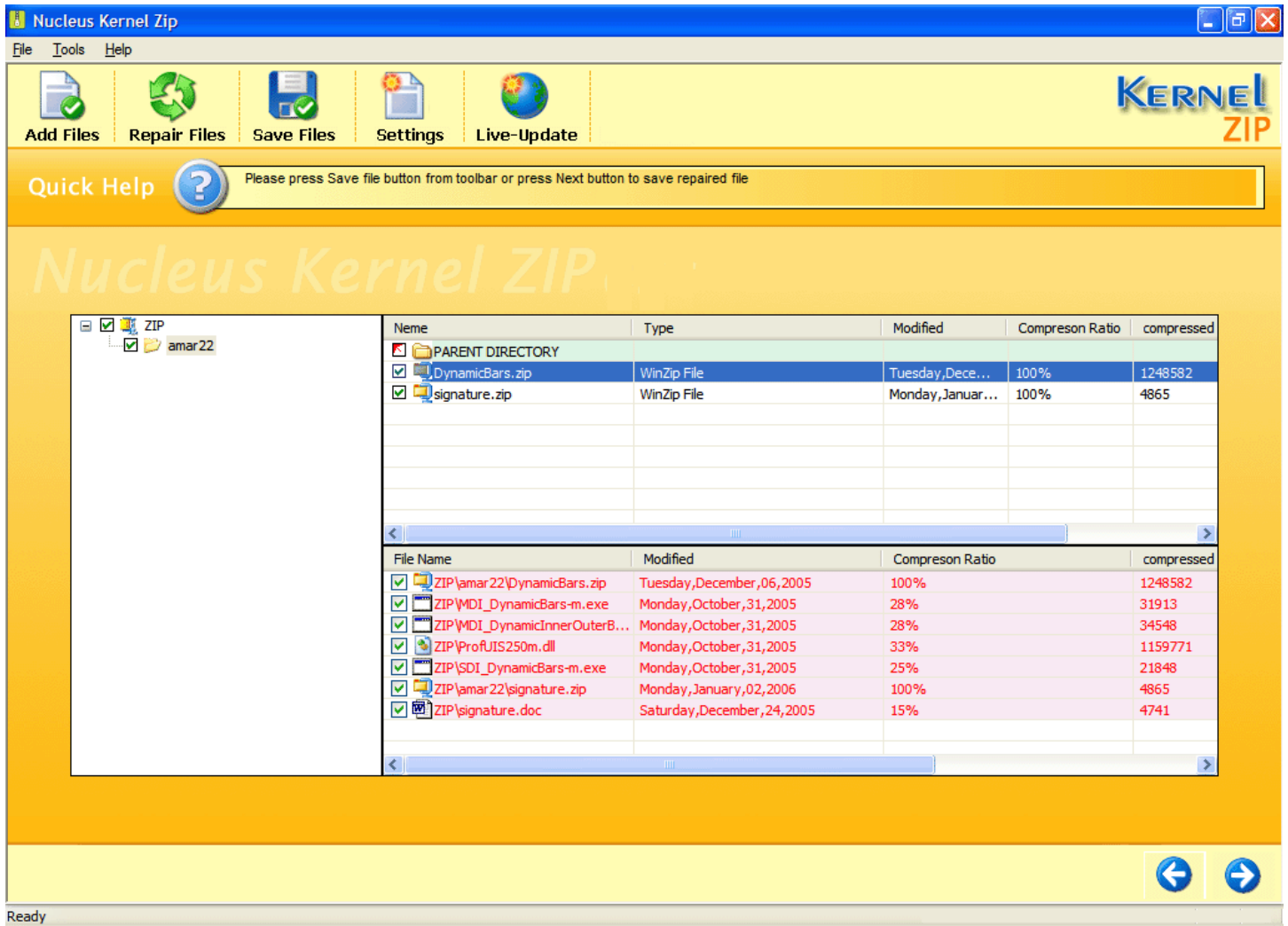



Figure 4.3: Recovered ZIP file data

5. Select **Save Files** button from toolbar to save the repaired files at the desired location.

A dialog box named '**Save Options**' appears which asks for the saving format either to save in **Normal** format or in **Zipped** format.

6. Select the appropriate option and click **OK**.

 By default, the names of the repaired .zip files will be the original file name prefixed by the text 'Rep'. However, you can change the prefix by clicking on the **Settings** option in toolbar.

## 5. Full Version

---

Although you can use Kernel for ZIP evaluation version for free and experience the capabilities of the software but there are certain features that are not available in the evaluation version.

### 5.1 Requirement of Full Version

---

By using the evaluation version of Kernel for ZIP, you can repair corrupt .zip files; however, you cannot save the repaired files.

You will need to buy the full version of the software to save the repaired .zip file.

### 5.2 Purchasing Full Version

---

You can buy the full version of Kernel for ZIP from any one of our authorized resellers – Element5, Asknet and 2CO.

As soon the purchase transaction with our resellers gets completed, our sales team will send you an email comprising the URL to download the full version of Kernel for ZIP and activation details of the software.



## 6. Support

---

We have an extensive and efficient support system in place to assist our customers with all issues related to using Kernel for ZIP. The software comes with an embedded help manual that can be accessed by clicking **Help**→ **Help** in the menu-bar. You can also press the F1 key on the keyboard of your computer to access the embedded help of Kernel for ZIP.

You can access the online help for Kernel for ZIP at <https://www.nucleustechnologies.com/Online-Helps.html>

We also have live support wherein you can chat with our software experts at <https://www.nucleustechnologies.com/supportcenter/>

To talk on phone with our software experts call:

**Help line:**

+91-9818725861

1-866-348-7872 (Toll Free for USA/CANADA)

You can also email us about your queries at;

[sales@nucleustechnologies.com](mailto:sales@nucleustechnologies.com) for Sales

[support@nucleustechnologies.com](mailto:support@nucleustechnologies.com) for Support

[contact@nucleustechnologies.com](mailto:contact@nucleustechnologies.com) for General Queries

# 7. Troubleshooting

---

This section deals with your generic and specific queries pertaining to using Kernel for ZIP.

## 7.1 Common Issues

---

### **Why does Kernel for ZIP have limitations in evaluation copy?**

The free evaluation version of Kernel for ZIP is intended to enable you to experience the capabilities of the software. You will need to buy the software to save the repaired zip files.

## 7.2 Frequently Asked Questions

---

### **How to Buy Kernel for ZIP?**

You can buy Kernel for ZIP online at <https://www.nucleustechnologies.com/Buy-ZIP-File-Repair-Software.php>

### **I have lost my full version for Kernel for ZIP. Can you help me?**

Please email us at [sales@nucleustechnologies.com](mailto:sales@nucleustechnologies.com). Please include your name, address, email address, and order confirmation number (if you have it). We will be happy to help you.

## 8. Legal Notices

---

This section comprises the legal specification about Kernel for ZIP and the company KernelApps Private Limited

### 8.1 Copyright

---

KernelApps Private Limited, KernelApps accompanied user manual and documentation are copyright of KernelApps Private Limited, with all rights reserved. Under the copyright laws, this user manual cannot be reproduced in any form without the prior written permission of KernelApps Private Limited. No Patent Liability is assumed, however, with respect to the use of the information contained herein.

© KernelApps Private Limited. All rights reserved.

### 8.2 Trademark

---

KernelApps ® is a copyright work of NUCLEUS DATA RECOVERY.COM.

Windows 95®, Windows 98®, Windows ME®, Windows NT®, Windows 2000 Server®, Windows 2000 Advanced Server®, Windows 2003 Server®, Windows XP® and MS-DOS are registered trademarks of Microsoft Corporation.

All other brand and product names are trademarks or registered trademarks of their respective companies.

### 8.3 Disclaimer

---

The Information contained in this manual, including but not limited to any product specifications, is subject to change without notice. KernelApps Private Limited provides no warranty with regard to this manual or any other information contained herein and here by expressly disclaims any implied warranties of merchantability or fitness for any particular purpose with regard to any of the foregoing KernelApps Private Limited assumes no liability for any damages incurred directly or indirectly from any technical or typographical errors or omissions contained herein or for discrepancies between the product and the manual. In no event shall KernelApps Private Limited, be liable for any incidental, consequential special, or exemplary damages, whether based on tort, contract or otherwise, arising out of or in connection with this manual or any other information contained herein or the use there of.

### 8.4 License Agreement

---

Kernel for ZIP Copyright © by KernelApps Private Limited

#### Your Agreement to this License

You should carefully read the following terms and conditions before using, installing or distributing this software, unless you have a different license agreement signed by KernelApps Private Limited. The terms and conditions of this License describe the permitted use and users of each Licensed Copy of Kernel for ZIP. For purposes of this License, if you have a valid license, you have the right to use a single Licensed Copy of KernelApps.

## **Scope of License**

Each Licensed Copy of Kernel for ZIP may either be used by a single person or used non-simultaneously by multiple people who use the software personally installed on a single workstation. All rights of any kind in KernelApps, which are not expressly granted in this License, are entirely and exclusively reserved to and by KernelApps Private Limited. You may not rent, lease, modify, translate, reverse engineer, decompile, disassemble, or create derivative works based on, KernelApps, nor permit anyone else to do so. You may not make access to KernelApps available to others in connection with a service bureau, application service provider, or similar business, nor permit anyone else to do so.

## **Warranty Disclaimers and Liability Limitations**

Kernel for ZIP, and any and all accompanying software, files, data and materials, are distributed and provided AS IS and with no warranties of any kind, whether expressed or implied. In particular, there is no warranty for the quality of data recovered. You acknowledge that good data processing procedure dictates that any program, including KernelApps, must be thoroughly tested with non-critical data before there is any reliance on it, and you hereby assume the entire risk of all use of the copies of KernelApps covered by this License. This disclaimer of warranty constitutes an essential part of this License. In addition, in no event does KernelApps Private Limited authorize you or anyone else to use Kernel for ZIP in applications or systems where Kernel for ZIP failure to perform can reasonably be expected to result in a significant physical injury, or in loss of life. Any such use is entirely at your own risk, and you agree to hold KernelApps Private Limited harmless from any and all claims or losses relating to such unauthorized use.

## **General**

This License is the complete statement of the agreement between the parties on the subject matter, and merges and supersedes all other or prior understandings, purchase orders, agreements and arrangements. This License shall be governed by the laws of the State of Delhi. Exclusive jurisdiction and venue for all matters relating to this License shall be in courts and for a located in the State of Delhi, and you consent to such jurisdiction and venue. There are no third party beneficiaries of any promises, obligations or representations made by KernelApps Private Limited herein.

Any waiver by KernelApps Private Limited of any violation of this License by you shall not constitute, nor contribute to, a waiver by KernelApps Private Limited of any other or future violation of the same provision, or any other provision, of this License.